

Moving Cows More Effectively




Background Info

When moving cattle effectively, the way that we approach and move with livestock can either help us, or hurt us. Considering the anatomy of the cow, approaching the cows from behind does not help us move them forward since they cannot see us. We must also think about where we are positioning ourselves as we move livestock from one area to another to reduce stress and make the task go more smoothly.

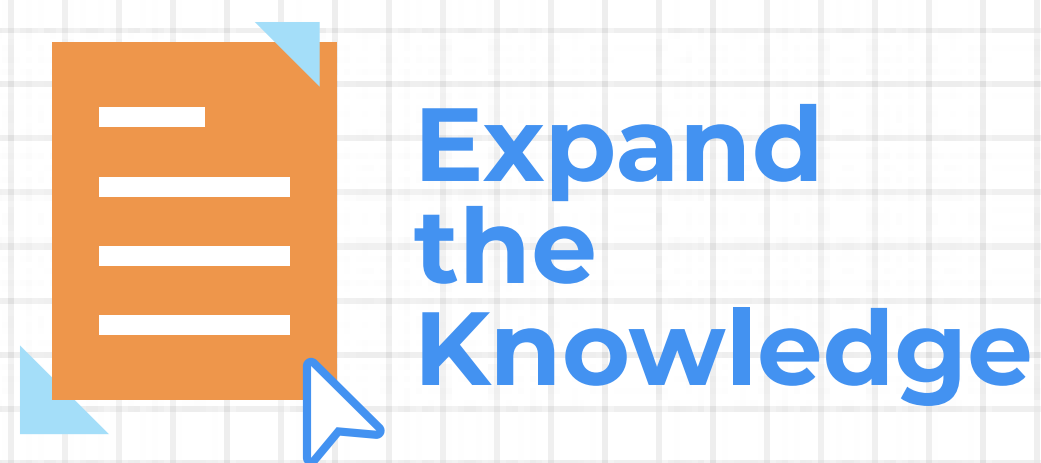
Pre-Lesson Questioning

1. When someone approaches you from behind, how do you feel? What is your reaction? What do you do with your body? How do you feel? Why do you think you react that way?
2. When you are walking with another person what happens if the person walks slightly in front of you? How about slightly behind you? What is your reaction and responses with your body movement?



Stockmanship Part 4 - Moving Cows More Effectively - <https://youtu.be/tguA5EIk9aU>

- Watch the video as a class



- Hand out the worksheets to all students.
- Allowing students to work in groups of 2-3 can help them think through what they have learned with multiple perspectives. Individual work is also acceptable.
- Students should complete the first two sections, "Document your Understanding" and "Fill in the Blank", individually or in small groups.
- Have student pair up and work on "Putting this concept into practice". The students should describe the movement they would make, as the cattle handler, and the movement of the cows to the holding pen.

Extras

- Plan a trip to a dairy farm. To locate a dairy farm contact Midwest Dairy: [\(763\) 355-9697](tel:7633559697)
- Invite a dairy farmer into the classroom to speak to your class.

Video Links:

- NCBA - Moving Cattle on Foot - https://youtu.be/g6Sxfw4F_gQ
- Ranch TV - Adjusting the speed of cattle by moving along side the herd https://youtu.be/pQuv_5Q3AW4

NewsLink:

Start Herd Movement the Right Way (Drovers Magazine) - <https://www.drovers.com/article/start-herd-movement-right-way>

Visit umash.umn.edu for FREE resources on animal handling and farm safety/health (barn posters, fact sheets, videos and more.)

Moving Cows More Effectively

Document your understanding

When approaching a cow what should you keep in mind to move her effectively?

Describe the zip-zag method and how it works to move cows effectively.

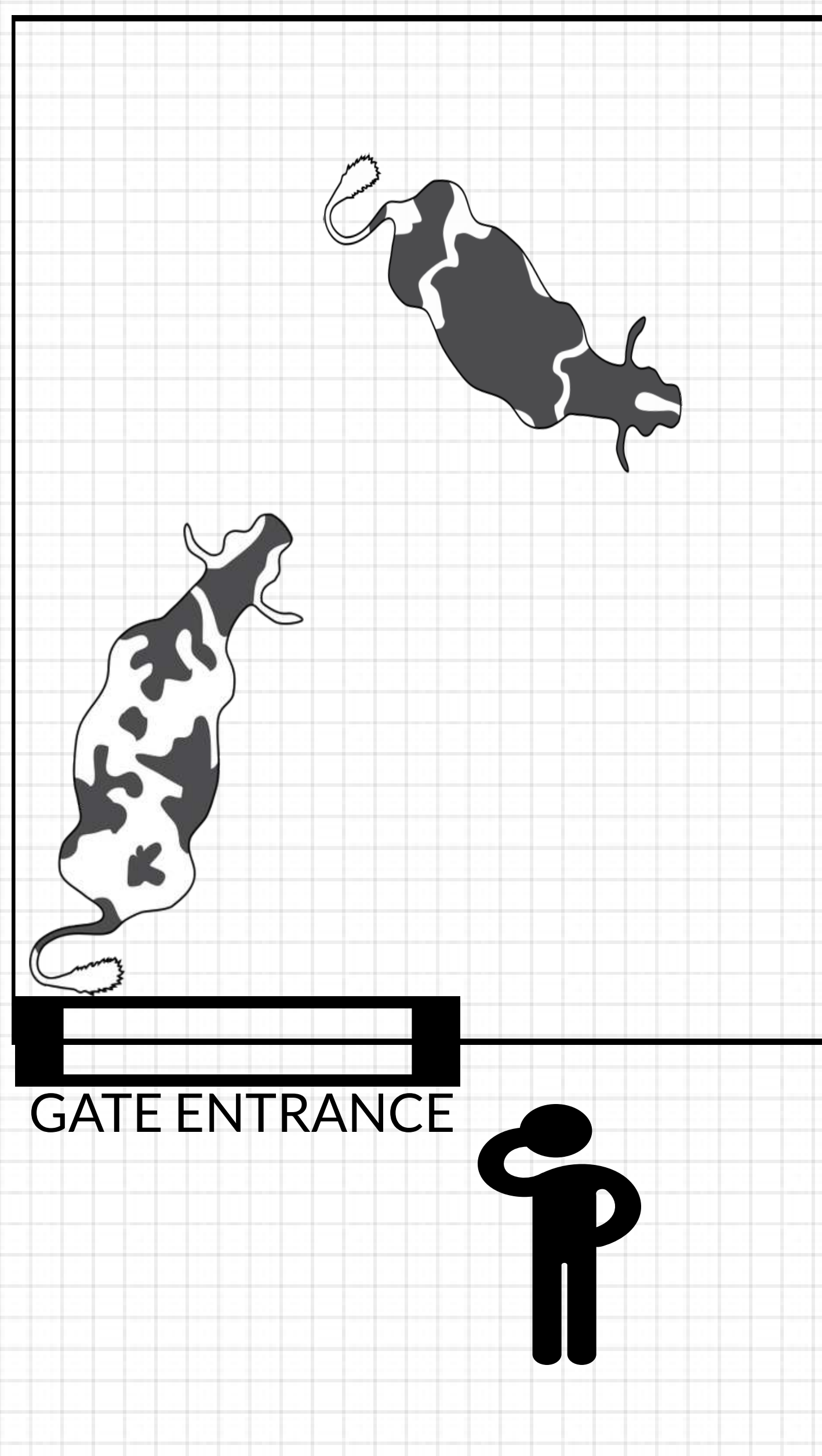
Fill in the blank

Walking with the cow will _____ her down.

Try using the _____ - _____ technique to move the herd

With a little _____, you and your cows will learn how to interact more effectively

Putting this concept into practice

 <p>A diagram showing a rectangular pen. On the left side, there is a rectangular opening labeled "GATE ENTRANCE". A person icon is standing outside the pen, facing the gate. Inside the pen, two cows are depicted: one is standing near the gate, and the other is further back. The pen is labeled "AISLE TO HOLDING PEN" at the top.</p>	<p style="text-align: center;">AISLE TO HOLDING PEN</p> <p>You have been given the task to move these two cows into the holding pen (Marked with an X). Describe, in detail, your movement while approaching the gate and how you will move the cows. Then, draw your movement in the pen upon entrance of the gate until the cows are at X.</p>
---	--

