

## PART 2: Teacher Lesson Plan

# How a cow uses her senses.




AGRICULTURAL EDUCATION,  
COMMUNICATION & MARKETING

### Background Info

Cows are prey animals, therefore, they rely on their senses for survival, even on the farm. Because cattle have eyes on the side of their heads, they are able to see almost 360 degrees around them, but do have a small blind-spot right behind them. With this heightened sense of sight, cattle can see things long before they enter a pen or pasture. Cattle have excellent hearing, sense of smell and touch.

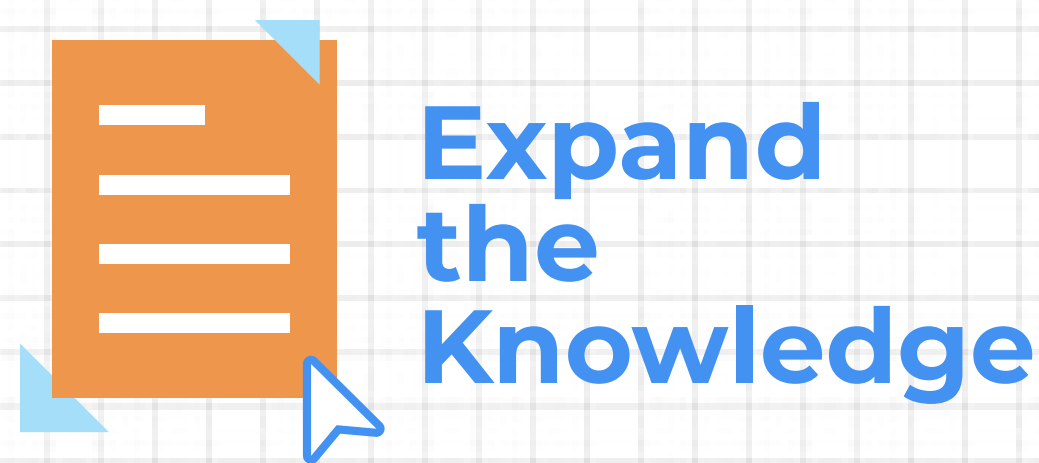
### Pre-Lesson Questioning

- For those that have been around cattle before, what senses are acute?
- Why is it important that a prey animal has an excellent long-range sight?
- Cattle have an excellent sense of hearing, which means some human sounds we use around cattle may actually be too loud or sharp. What are some sounds that may not be productive when working with cattle?
- How can farmers positively use touch to promote animal well-being? What should they avoid using/doing to move cattle in order to keep interactions positive?



Stockmanship Part 2 - How a Cow Uses Her Senses - <https://youtu.be/MvjUnw-oKEc>

- Watch the video as a class



- Organize students into groups of 3 or 4 students.
- Hand out the worksheets to all students. Explain that they will have time to complete the worksheet, and after they are finished they will be presenting a human diagram to the class on cow senses. This diagram should include a picture of cattle/cow/steer/etc. This could be drawn by the students or it can be provided.
- As a class, discuss each of the questions in the "Putting this concept into practice" and have students document their thoughts after each discussion question. (this can also be done individually)



- Plan a trip to a dairy farm. To locate a dairy farm, contact Midwest Dairy: [\(763\) 355-9697](tel:7633559697)
- Observe cattle in the pen and observe the use of the cattle senses.

Video Links:

- Cow Senses - [https://youtu.be/Z\\_GcsTPRRBw](https://youtu.be/Z_GcsTPRRBw)
- Using Cow Senses in Handling Cattle - <https://youtu.be/HESeDRvVAAw>

News Link:

- We Must Communicate to Cattle Senses - (Hoards Dairyman) - <https://hoards.com/article-6069-we-must-communicate-to-cattles-senses.html>

**Visit [umash.umn.edu](http://umash.umn.edu) for FREE resources on animal handling and farm safety/health (barn posters, fact sheets, videos and more.)**

Developed by UM Agricultural Education faculty, staff, and students as part of a collaborative initiative to advance agricultural safety education within school-based agriculture"



# How a cow uses her senses.

## Creating a human diagram of cow senses.

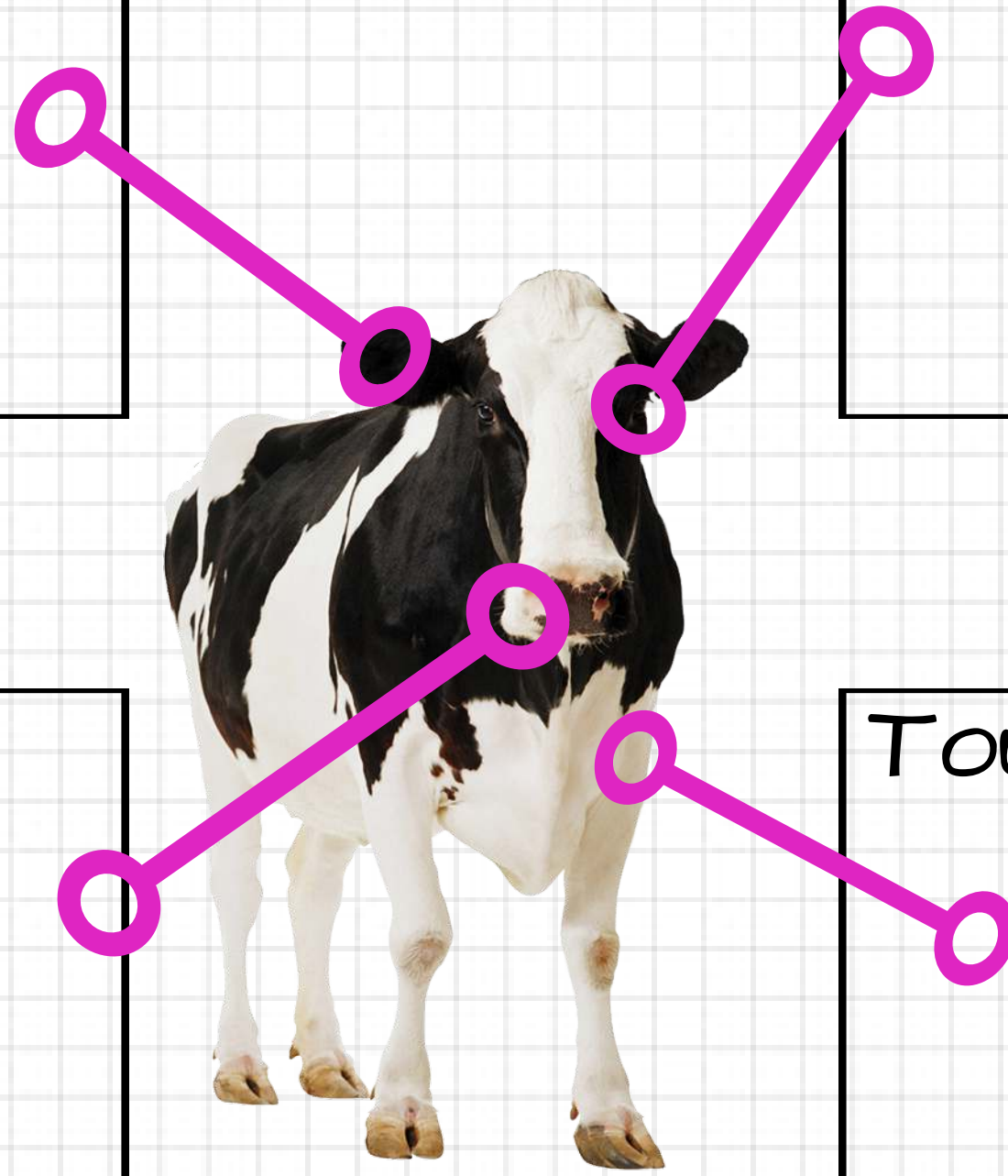
Groups will develop a human diagram of a cow describing her senses. Using the resources your teacher provides, you will have a picture or model of a cow. Using this worksheet, fill out the information on Sight, Smell, Hearing and Touch. You will be able to use this information while presenting your human diagram to your classmates.

Hearing

Sight

Smell

Touch



### Fill in the blank

1. Look at the cow's \_\_\_\_\_ and \_\_\_\_\_ to know when you have her attention and, over time, positive experiences lead to easier interactions in the future.
2. When working with cows, the \_\_\_\_\_ and \_\_\_\_\_ you are, the better.
3. When a cow is stressed, she will secrete alarm substances in her \_\_\_\_\_, which her herd mates can smell. That can slow down the entire herd long after she is gone from the milking parlor.
4. Cows prefer to be approached in \_\_\_\_\_ lines because then your movement is predictable to the cow.

### Putting this concept into practice

When approaching cattle, what 3-4 things should you keep in mind relating to your behavior?

When moving cattle, how can you use senses to help you be productive?